

# FLEXIPROOF 100 AND FLEXIPROOF 100 UV

*Flexiproof 100 is ideal for both manufacturers and printers*

## Features

- Eliminates press downtime by color matching off-press
- Ideal for quality control testing and to ensure consistency of performance of inks and substrates over time
- Computer color matching of inks, database preparation and sample preparation
- Eliminates the need to use a production printing press for pilot runs, as the Flexiproof 100 is a scaled-down, but exact, version of a full-sized flexo press
- Can be used to determine performance properties such as wear resistance, scratch resistance, flexibility, durability and gloss
- Used in research and development to test for product viability and commercial viability
- Prints on all typical commercial substrates, including paper, film, foil
- Minimizes expensive on-press waste production, boosts customer confidence and minimizes customer returns



*Flexiproof 100*



*Flexiproof 100 with UV curing unit*

## Integral Components of Flexiproof 100




Digital pressure setting  
in  $4\mu$  steps



Multiple bands on the  
ceramic anilox roll




Digital speed control,  
66-325 ft/min (20-99m/min)



Dual start buttons for safety




Doctor blade forms ink chamber




Photopolymer printing plate

The Flexiproof 100 is an invaluable color communication tool, helping bring process variables into control and maintain quality.



1. Select and fit the required anilox roll. (Details of standard anilox rolls are on the following page.)




3. Apply ink using a disposable pipette. The side dams fitted at each end of the doctor blade provide a reservoir holding sufficient ink for producing multiple proofs, when required.




5. Clean the blade, bladeholder and side dams with a suitable solvent.

F  
L  
E  
X  
I  
P  
R  
O  
O  
F  
  
1  
0  
0  
  
O  
P  
E  
R  
A  
T  
I  
O  
N



2. Fit the substrate (4.1x11.7"/105x297mm) to the impression roll, using the self-adhesive sensitive strip. Set the printing speed up to 325 ft/min (99m/min).



4. The anilox roll accelerates to print speed and rotates four times to distribute the ink. Then the plate and impression rolls rotate through one revolution to produce a proof.



6. Clean the anilox roll while it rotates. The printing plate is also easily cleaned with the machine stopped. Use a mirror to check that it is clean.

## Flexiproof 100 UV



The new Flexiproof 100 with UV curing

The award-winning Flexiproof 100 is now available with optional UV curing capability. UV curing extends the capabilities of this precision benchtop sample preparation system still further.

Model Flexiproof 100 UV will enable users to accurately simulate UV printing for all prepress applications, from computer color matching to customer samples and quality control, and from R&D to printability testing, and to address printability problems such as pinholing, adhesion, absorption, gloss, shrinkage and wetting.

### Flexiproof 100 UV Specifications

#### Substrate Size

4.9x4.1"/125x105mm

#### Maximum Printing Area

13.5x3.2"/90x80mm

#### UV Lamp

200W/cm

Peak wavelength 310-370nm

#### UV Power Supply

230V minimum, 50/60Hz, 15 amp single phase

#### UV Power Supply Physical Characteristics

Length 15.75"/40cm

Width 15.75"/40cm

Height 7.87"/cm

Weight 55 Lbs./25 Kg.

## AVAILABLE ANILOX ROLLS

Standard ceramic anilox rolls have two engraved bands as listed below. Rollers engraved with other screens can also be supplied.

Cells/ linear cm	Volume cm <sup>3</sup> /m <sup>2</sup>	Cells/ linear inch	Volume cm <sup>3</sup> /inch <sup>2</sup>
400	3	1000	2
320	4	800	2.6
200	5	500	3.25
160	6	400	3.9
120	7	300	4.55
100	8	250	5.2
80	13	200	8.45
55	18	140	11.7

### Flexiproof 100 Specifications

#### Printing Speed

Variable 66-325 ft/min (20-99m/min)

#### Ink Types

Solvent-based, water-based, UV

#### Substrates

Flexible paper, board, film, foil

#### Substrate Size

11.7x4.1"/297x105mm (half A4 size)

#### Maximum Printing Area

9.45x2.95"/240x75mm

#### Standard Plate Thickness

1.7mm + .5mm, cushion mount

#### Overall Plate Dimensions

102.4x35.4"/260x90mm

#### Roller Adjustment

In steps of 4 microns

#### Doctor Blade

Hardened steel, stepped edge, 3.6x.47x.0197"/92x12x.15mm

#### Physical Characteristics

Width 21.66"/55cm

Depth 17.72"/45cm

Net Weight 90 Lbs./45 Kg.

Gross Weight 121 Lbs./51 Kg.

#### Power Supply

100-230V/50-60Hz